




OCM Physical Renominations on Gemini

Nicola Forrest, November 2009



nationalgrid

The power of action.™

Contents

1. OCM Physical Market Trades
2. OCM Physical Renominations
3. Physical Renomination Incentive (PRI) Charges
4. User actions for OCM Physical Renominations in Gemini
5. Troubleshooting

OCM Physical Market Trades

- ◆ Where the ***originating*** User has a Physical Market Offer accepted on the OCM, there is a UNC requirement for that User to confirm the location(s) of the resultant trade on Gemini
- ◆ APX Gas Ltd will send details of the OCM Physical Market Trade direct into Gemini within 5 minutes of the transaction being completed on the OCM
- ◆ Once the details of the OCM Physical Market Trade has been logged in Gemini, the *originating* User is then required to confirm the location(s) through an OCM Physical Renomination

OCM Physical Renominations

- ◆ An OCM Physical Renomination is required for the User to specify at which location(s) the change in gas flow associated with an accepted Physical Market Offer occurs
- ◆ The User action is to Confirm the Physical Market Trade details in Gemini by entering a location in the form of a Gemini Meter-ID
- ◆ Valid locations (Gemini Meter-IDs) are sub-terminals, storage facilities, onshore fields and Daily Metered sites
- ◆ This action must be completed by the User within 60 minutes of the trade being logged onto Gemini by APX Gas Ltd in order to avoid receiving a Physical Renomination Incentive (PRI) charge

Physical Renomination Incentive (PRI) Charges

The PRI Charge is the greater of : -

- ◆ Trade nomination quantity * 0.005 pence or;
- ◆ £200

User actions for OCM Physical Renominations in Gemini (1)

1. Access screen OCM> Maintain OCM Renominations
2. Query using the unique Bid ID of the trade or all Physical trades & confirm

The screenshot shows the 'Maintain OCM Renominations' screen in the Gemini system. The browser title is 'Maintain OCM Renominations - Microsoft Internet Explorer'. The page features a navigation menu with tabs: Contract, Product, Trade, Deal, Constraints, Meter Details, Nominations, OCM, and Allocations. The OCM tab is active. The user interface includes a header with the Gemini logo, a banner for 'Smell Gas? Call free on 0800 111 999', and a navigation path: 'You are here : Home > OCM > Maintain OCM Renominations'. The main content area is titled 'Maintain OCM Renominations' and contains a search form with the following fields: BA* (three dropdown menus), Trade Type (dropdown), Search (dropdown), By (text input), Gas Day* (date picker set to 19-Oct-2007), and Buy/Sell (dropdown). 'Query' and 'Clear' buttons are located at the bottom right of the search form. The status bar at the bottom shows the date and time: '19-Oct-2007 12:45:31 BST'.

User actions for OCM Physical Renominations in Gemini (2)

3. Select the bid to confirm
 4. Confirm using buttons on bottom of screen. Either “Confirm NBP Phy” button or “confirm Multi Loc” Button – to enter a number of Gemini Meter-IDs.
 5. Enter the Gemini Meter-IDs against the trade details
 6. Press Confirm to create the renomination
- ◆ After confirmation, the Renomination can be viewed on the renomination screen (Nominations>Renominations). It will have an “OC” Special Function flag. Note. it cannot be amended
 - ◆ The Trade will also be displayed on the shipper balance screen as OCM physical (input or output) and also a counter OCM NBP Buy or Sell

Troubleshooting

- ◆ If unable to confirm it may be due to one of the following reasons.
 - ◆ Gemini Meter-ID is not active or associated to the User
 - ◆ The Gemini Meter-ID is not a valid type e.g. NDMA
 - ◆ The User has no activities set-up (forward and/or reverse flow) for that Gemini Meter-ID
 - ◆ For reverse flow either:-
 - ◆ No nomination made against the forward flow activity or;
 - ◆ The OCM Physical Renomination (Trade) quantity is greater than the prevailing Gemini nominated forward flow EOD quantity. This would result in an implied negative flow/allocation which is not permitted.

Summary

- ◆ Where an OCM Physical Offer is accepted as a trade:
- ◆ APX Gas Ltd will log details of OCM Physical Trades onto Gemini against the originator of the Physical Offer within 5 minutes of the OCM transaction
- ◆ The originator of the OCM Physical Trade is then required to confirm the location(s) to which the trade is associated by an OCM Physical Renomination within Gemini
- ◆ The OCM Physical Renomination must be confirmed by the shipper within 60 minutes of the trade being logged onto Gemini by APX Gas Ltd to avoid the PRI charge