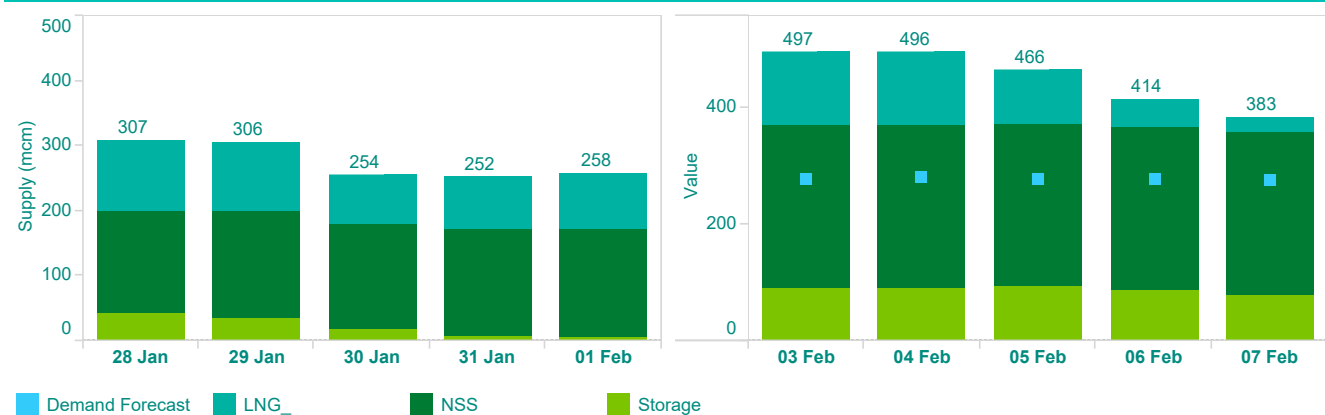


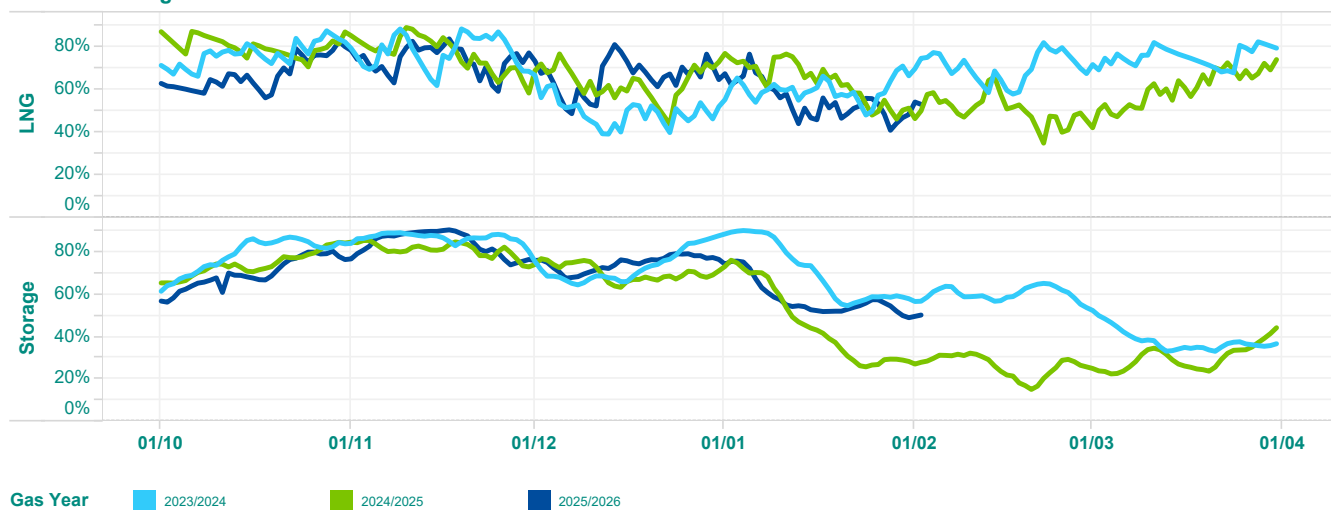
Daily Margin Notice and Safety Monitor Position

The Daily Margin Notice Trigger Level for 3 February 2026 is: **497.1**

		Demand Forecast	Interconnector	UKCS	Norway	LNG_	Storage	MN	95% Tolerance
03/02/2026	D-1	279.0	75.0	85.0	120.0	126.2	90.9	497.1	472.3
04/02/2026	D-2	282.0	75.0	85.0	120.0	126.2	90.2	496.3	471.5
05/02/2026	D-3	278.0	75.0	85.0	120.0	91.8	93.8	465.6	442.3
06/02/2026	D-4	278.0	75.0	85.0	120.0	45.9	87.8	413.7	393.0
07/02/2026	D-5	275.0	75.0	85.0	120.0	22.9	79.7	382.6	363.5



LNG and Storage Stocks



Gas Year

2023/2024

2024/2025

2025/2026

Notes:

A Margin Notice is issued if forecast demand for the day ahead exceeds the pre-defined forecast of expected available supply. Available supply is determined by UKCS, Norway, Interconnectors, LNG and Storage. UKCS, Norway and Interconnectors are set by National Grid NTS ahead of each winter as part of the Winter Outlook process. Expected LNG and Storage supplies are variable based on stock levels at the start of each gas day.

National Grid will issue an early warning notification to shippers via ANS when the D-1 forecast demand exceeds 95% of expected available supply.

13:00 Demand forecast for D-1 to D-5

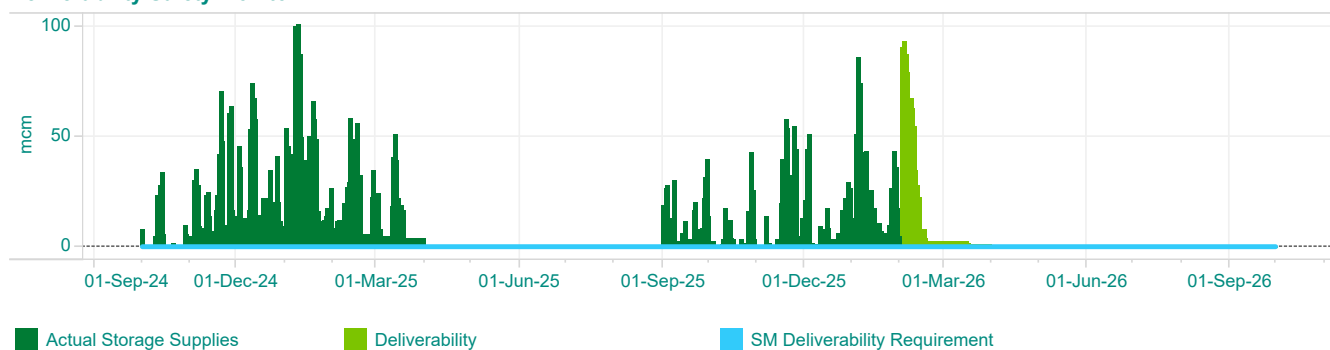
Historic supply data - actual after the day volumes, which will be subject to minor updates to M+15 if additional information becomes available.

Stock levels are shown as a percentage of maximum stated commercial stock volumes.

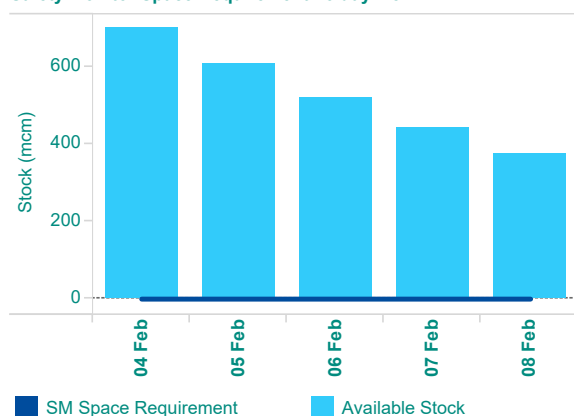
Figures in mcm and may be subject to rounding

Daily Margin Notice and Safety Monitor Position

Deliverability Safety Monitor



Safety Monitor Space Requirement - 5 day view



Safety Monitor Space Requirement (Stock)



Notes:

The Safety Monitor requirement is set before 1st October and is published in the Winter Outlook report and is applicable in the Winter months (October to March). Requirements are in place so that if required, storage withdrawals can be curtailed to maintain a buffer for customers who cannot be safely isolated from the gas network.

Safety Monitor calculations are based on total storage.

Actual storage supplies are actual after the day volumes, which will be subject to minor updates to M+15 if additional information becomes available. Deliverability calculations are based on the maximum use methodology.

Actual stock reflects stock levels since 1st October. Available stock reflects stock levels that would occur using the maximum use methodology.